

• 產品規格表示方式 Product Part Number Expression

$\frac{CC1}{1}$ — $\frac{F}{2}$ $\frac{5}{3}$ $\frac{NPO}{4}$ $\frac{1}{5}$ $\frac{A}{6}$ $\frac{330}{7}$ $\frac{J}{8}$ $\frac{S}{9}$ $\frac{P}{10}$ $\frac{W}{11}$

1、產品類型 Product Type

類型代號 Type code	產品類型 Product Type	
CC1	低壓溫度補償型	Low voltage temperature compensation capacitor
CC81	高壓溫度補償型	High voltage temperature compensation capacitor
CT1	低壓高介電常數型	Low voltage high dielectric constant disk ceramic capacitor
CT81	高壓高介電常數型	High voltage high dielectric constant disk ceramic capacitor
CS1	半導體型電容器	Semiconductor disk ceramic capacitor
CT7	交流電容器	Alternating current disk ceramic capacitor

2、電壓代碼 Voltage Code

代碼 Code	F	G	A	K	L	N	M	P	Q	X	Y
額定電壓 Rated Voltage	50V	100V	200V	250V	500V	1KV	2KV	3KV	4KV	250 VAC	400VAC

3、片徑直徑 Diameter Coefficient

代碼 Code	5	6	...	10	12	...
直徑 Diameter(mm)	4.5-5.4	5.5-6.4	...	9.5-10.4	11.5-12.4	...

4、溫度特性(見溫度系數及EIA代碼):

Temperature Characteristics (Please to see temperature coefficient and EIA code):

5、引線形式 Lead style

代號 symbol	引線形式 lead Style
1	直腳(長18-28mm)b式 Straight long lead (18~28mm) b Style
2	直腳(長16-20mm)b式 Straight long lead (16~20mm) b Style
3	短腳(切腳) straight short lead (cut the feet)
4	編帶直腳型(b式) Tape straight lead (b Style)
5	編帶小內彎型(a式) Tape small inside kink (a Style)
6	編帶大內彎型(a式) Tape large inside kink (a Style)
7	特殊直腳(S) Special Straight lead (S)
9	外單彎(w式) Outside kink(w Style)
0	前后翹 vertical kink lead

6、脚距 Lead Spacing

代碼 Code	A	B	D	E
脚距 Lead spacing(mm)	2.5±0.5	5.0±0.5	7.5±0.5	10.0±0.5

7、標稱容量 Standard capacitance

1R0	1PF	注：標稱容量以pF為單位，用3位數字表示。前兩位數字表示有效數字，第三位為0的個數；R表示小數點。 Note: The unit of standard capacitance if consisting of 3 digits, the first and second digits stand for effective value of the Standard capacitance; third digit indicates the number of zeros; "R" indicates decimal.
4R7	4.7PF	
100	10PF	
560	56PF	
821	820PF	
102	1000PF	
-----	-----	

8、允許偏差 Capacitance Tolerance

代號 Code	D	J	K	M	Z
偏差 Tolerance	±0.5pF	±5%	±10%	±20%	+80%~-20%

9、包裝形式 Packing style

代碼 Tsymbol	T	S
包裝形式 Packing style	盒帶包裝Tape	散包裝 bulk

10、包封形式 Enclosure style

代號 code	E	P
包封形式 Enclosure style	環氧包封 Epoxy resin	酚醛包封Phenol resin

11.W-表示無鉛產品 Lead-Free

• 溫度系數 Temperature Characteristics

材質代碼 material code	材料溫度系數及允許偏差 (TC & Tolerance)	EIA代碼 EIA Code	GB代碼 GB Code
NP0	0±60PPM/°C	C0H	CH
N750	750±120PPM/°C	U2J	UJ
SL	+140~-1000PPM/°C	S2L	SL

• EIA代碼 EIA CODE

第一位數 The First Letter	第二位數 The Second Letter	第三位數 The Third Letter
下限類別溫度 Lower category temperature	上限類別溫度 Upper limit category temperature	相對25°C時容量變化率 Relative change rate of 25°C capacity
X: -55°C	5: +85°C	P: ± 10%
Y: -25°C	7: +125°C	R: ± 15%
		U: +22%/-56%
		V: +22%/-82%

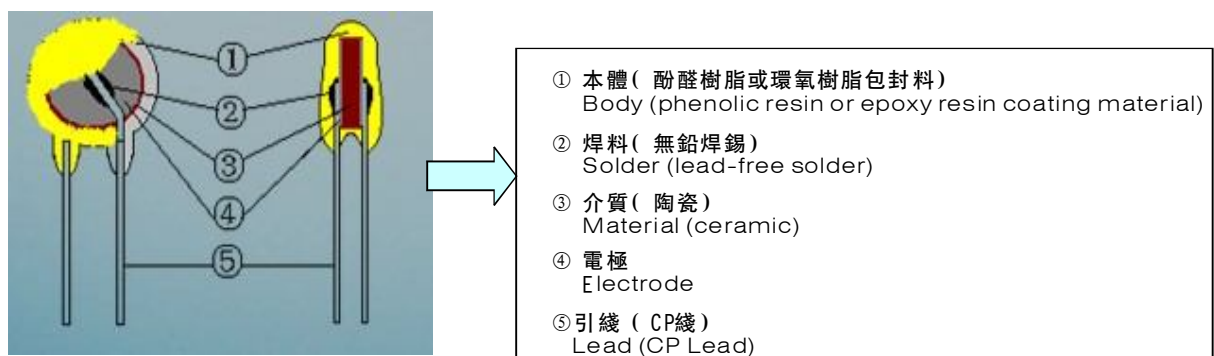
• 產品結構及外形尺寸 Product Structure and Overall Dimensions

1、產品結構 Product Structure

正視圖 Front view

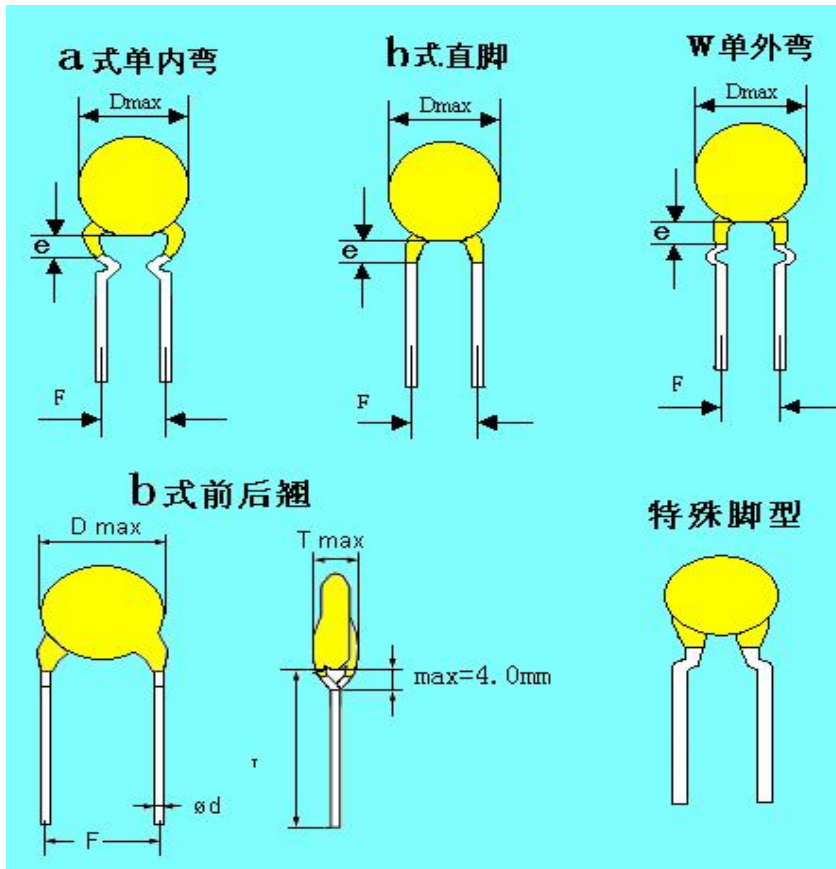


剖視圖 Sectional view

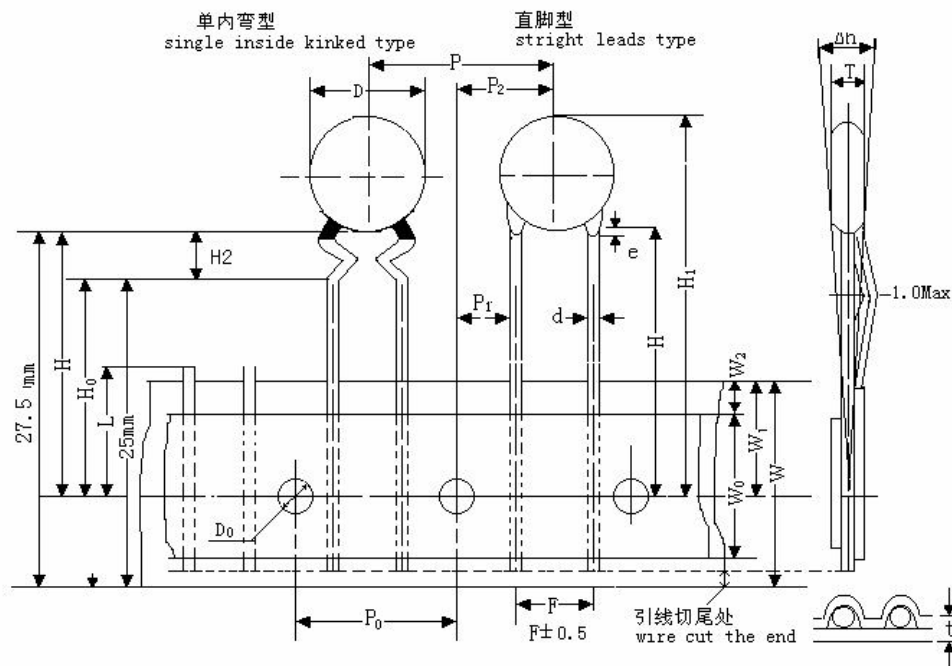


2、外形尺寸 Overall Dimensions

2.1 散裝產品 Bulk products



2.2 編帶產品 Taping products



注：引线距离和引线形式常规按EIA和JIS的标准执行。同时我们可以根据客户要求，做出符合客户使用的引线距离和引线形式。
 Note: Lead style and distance and fit of EIA and JIS standard. Other we can produce .With customers requirement.

■ CC1型低壓溫度補償型瓷介電容
CC1 TEMPERATURE COMPENSATED CAPACITOR

● 特性 FEATURE:

損耗低、容量穩定性高，電容量變化與溫度呈線性關係。多種溫度系數，適用於諧振回路及溫度補償效應的電路。

Low DF, stable capacitance, the linear capacitance change with temperature. Designed from all series T.C suits for resonant circuit and temperature compensated circuit.

● 使用溫度範圍: -25°C ~ +85°C

Operating Temperature Range:-25°C ~ +85°C

● 容量範圍 Capacitance Range:

尺寸D _{Max} (mm) Dimension	容量範圍(Capacitance Range) PF			工作電壓(U _R) operating voltage
	NPO (CH)	N750 (UJ)	SL	
5.0	5~47	10~47	47~101	50~500V
6.0	68~101	47~82	101~221	
7.0	101~151	82~151	221~471	
8.0	-----	151~221	-----	

● 測試電壓 Test Voltage:2.5U_R.

● 絕緣電阻 I.R:Insulation resistance R_i≥10000MΩ.

● 損耗角正切值 tangent of loss angel

5PF≤C≤30PF, tgδ ≤1/(400+20C)

C>30PF, tgδ ≤0.0015

C<5pF時按照客戶與生產商協商確定

Please consult your requirements to factory

■ CT1 〈低壓高介電質常數電容〉系列瓷介電容器:

CT1 〈Low voltage High dielectric constant capacitor〉 series ceramic capacitor:

• 特性 FEATURE:

具有多種溫度級別。適用於作旁路或耦合、低頻損耗和電容量穩定性能要求不高的振頻電路中。

Have various category of T.C are available for by-passing, coupling, low DF and resonant circuit of low stability capacitance.

• 使用溫度範圍見EIA代碼表

Operating Temperature Range, please consider EIA code

• 容量範圍 Capacitance Range:

尺寸D _{Max} (mm) Dimension	容量範圍(Capacitance Range) PF			工作電壓(U _R) operating voltage
	Y5P	Y5U	Y5V	
5.0	101~122	331~152	102~472	50V
6.0	122~222	152~472	472~103	
7.0	222~332	472~682		
8.0	332~472	682~103		
6.0	101~821	471~102	102~222	500V
8.0	821~122	102~202	222~332	
9.0	122~222	102~332	472~682	
10.0	222~472	332~682	682~103	

• 試驗電壓 Test Voltage: 2.5U_R.

• 絕緣電阻 I.R: Insulation resistance R_i ≥ 4000MΩ.

• 損耗角正切值 tangent of loss angel:

$$Y5P: \operatorname{tg} \delta \leq 0.025$$

$$Y5U: \operatorname{tg} \delta \leq 0.030$$

$$Y5V: \operatorname{tg} \delta \leq 0.035$$

圓片瓷介電容器

CERAMIC DISC CAPACITOR

■ CS1 〈半導體介質電容器〉系列瓷介電容器

CS1 〈semiconductor dielectric capacitor〉 series ceramic capacitor

● 特性 FEATURE:

高容量、體積小。適用於絕緣電阻低的阻抗電路中。

High capacitance, small volume. Used in low impedance circuit of requiring low IR.

● 使用溫度範圍: $-25^{\circ}\text{C} \sim +85^{\circ}\text{C}$

Operating Temperature Range: $-25^{\circ}\text{C} \sim +85^{\circ}\text{C}$

● 容量範圍 Capacitance Range:

尺寸D _{Max} (mm) Dimension	容量範圍(Capacitance Range) PF						
	Y5P(B)		Y5U(E)		Y5V(F)		
	U _R =25V	U _R =50V	U _R =25V	U _R =50V	U _R =16V	U _R =25V	U _R =50V
4.0	103	-----	103	103	103 ~ 473	103 ~ 223	103 ~ 223
5.0	153 ~ 223	103 ~ 153	223 ~ 473	223 ~ 333	-----	333 ~ 473	473
6.0	333	223	-----	473	104	104	-----
7.0	473 ~ 513	-----	104	104	-----	-----	104
8.0	-----	333 ~ 104	-----	-----	224	-----	-----

● 試驗電壓 Test Voltage: $1.5U_R$

● 絕緣電阻 I.R: Insulation resistance $U_R \geq 25\text{V}$, $R_i \geq 1,000\text{M}\Omega$.

$U_R < 25\text{V}$, $R_i \geq 500\text{M}\Omega$.

● 損耗角正切值 tangent of loss angel: $U_R \geq 25\text{V}$, $\text{tg } \delta \leq 0.05$

$U_R \geq 25\text{V}$, $\text{tg } \delta \leq 0.07$

■ CC81 〈高壓溫度補償型電容〉系列瓷介電容器:

CC81 〈High voltage Temperature compensated capacitor〉 series ceramic DISC capacitor

● 特性 FEATURE:

損耗低、容量穩定性高，適用於脈動電路、諧振回路及溫度補償效應的電路。

Low DF, stable capacitance, suits for pulse circuit, resonant circuit and temperature compensated circuit.

● 使用溫度範圍 Operating Temperature Range $-25^{\circ}\text{C} \sim +85^{\circ}\text{C}$

● 容量範圍 Capacitance Range:

尺寸D _{Max} (mm) Dimension	容量範圍(Capacitance Range) PF			工作電壓(U _R) operating voltage
	NPO (CH)	N750 (UJ)	SL	
5.0	33~47	22~47	22~68	1KV
6.0	-----	47~82	82~101	
7.0		-----	101~221	
5.0			33~47	2KV
6.0			47~101	
7.0			101~151	
6.0			47~82	3KV
6.0			47~82	4KV

● 試驗電壓 Test Voltage: $1.5U_R + 500V$.

● 絕緣電阻 I.R: Insulation resistance $R_i \geq 10000M\Omega$.

● 損耗角正切值 tangent of loss angel:

$C > 30PF$: $tg\delta \leq 0.0015$

$5pF \leq C \leq 30PF$: $tg\delta \leq 1/(400+20C)$

$C < 5pF$ 時按照客戶與生產商協商確定

Please consult your requirements to factory

圓片瓷介電容器

CERAMIC DISC CAPACITOR

■ CT81 〈高壓高介電質常數電容〉系列瓷介電容器:

CT81 〈High voltage High dielectric constant capacitor〉

● 特性 FEATURE:

具有多種溫度級別。適用於作高壓旁路或耦合電路中。

The capacitor have various category of T.C, widely used in all sorts of electronic instrument and high voltage by-passing or coupling circuit.

- 使用溫度範圍見EIA代碼表 Operating Temperature Range, please consider EIA code
- 容量範圍 Capacitance Range:

尺寸D _{Max} (mm) Dimension	溫度特性 T.C/電容量Capacitance(PF)				工作電壓(U _R) operating voltage
	普通型(General Model)			低損耗型(Low DF Model)	
	2B ₄ (Y5P)	2E ₄ (Y5U)	2F ₄ (Y5V)	BN(Y5P)	
5.0	101~681	471~122	152~222	101~471	1KV
6.0	681~102	122~222	222~392	471~821	
7.0	102~182	272~332	392~682	102~182	
8.0	182~222	392~472	682~822	222~272	
9.0	222~332	472~682	103	272~392	
12.0	332~472	682~103		472~682	
14.0	103				
5.0	101~471	471~122	102~182	101~331	2KV
6.0	471~681	122~222	202~272	471~821	
7.0	681~102	272~332	332~392	102~182	
8.0	122~222	392~472	472~562		
9.0	222~272	472~562	562~682	222~332	
12.0	272~332	562~682	682~103	392~472	
14.00	392~472				
5.0	101~331	331~102	102~222		3KV
6.0	331~471	102~222	222~332		
7.0	561~681	222~332	332~472		
8.0	681~102	332~472	472~562		
9.0	102~182	472~562	682		
12.0	122~152	682	103		

- 試驗電壓 Test Voltage: 1.5U_R+500V
- 絕緣電阻 I.R: Insulation resistance R_i ≥ 10000MΩ.
- 損耗角正切值 tangent of loss angel: Y5P: tg δ ≤ 0.025; Y5U: tg δ ≤ 0.030
Y5V: tg δ ≤ 0.035; BN: tg δ ≤ 0.0050

■ CT7 〈交流電容〉系列瓷介電容器:
CT7 〈AC capacitor〉 series ceramic DISC capacitor

● 特性 FEATURE:





適用於電子設備的跨電源線連接、旁路、天線耦合及開關浪涌抑制器等。






The capacitor are available for lines, by-passing, antenna coupling and switch surge suppressor in any other electronic equipments.

- 使用溫度範圍 Operating Temperature Range $-25^{\circ}\text{C} \sim +85^{\circ}\text{C}$
- 容量範圍 Capacitance Range:

尺寸D _{Max} (mm) Dimension	溫度特性/容量(PF)			類別/(工作電壓) (UR/AC)
	Y5P	Y5U	Y5V	
5.0	101~471	101~471	471~102	Y2/X1 (250V)
6.0	471~561	471~102	102~222	
7.0	561~681	102~222	222~332	
8.0	681~821	222~332	332~472	
9.0	102~122	332~472	472~562	
10	122~152	472~562	562	
11	-----	562	682	
12	-----	682	103	
5.0	101~221	151~561	471~102	Y1/X1 (400V)
6.0	221~331	561~102	102~152	
7.0	331~471	102~222	182~222	
8.0	681~821	681~821	222	
9.0	821~102	102~122	332	
10	-----	122~152	392	
11	-----	-----	-----	
12	-----	-----	472	

- 試驗電壓 Test Voltage: 10U_R
- 絕緣電阻 I.R: Insulation resistance $R_i \geq 10000\text{M}\Omega$.
- 損耗角正切值 tangent of loss angel:
Y5P: $\text{tg } \delta \leq 0.025$ Y5U: $\text{tg } \delta \leq 0.030$ Y5V: $\text{tg } \delta \leq 0.035$
- 安全認證 Standard Recognition

序號 NO.	項目 Item	證書編號 File NO.	認證標記 Marking
1	CQC	Y2:CQC03001007929	
		Y1:CQC03001007930	
2	德國 VDE	Y2:40013869	
		Y1:40013874	
3	瑞士 SEV	05-1K-0158	
4	瑞典 SEMKO	507461	

序號 NO.	項目 Item	證書編號 File NO.	認證標記 Marking
5	挪威 NEMKO	P05205110	
6	丹麥 DEMKO	313544-01	
7	芬蘭 FIMKO	21989	
8	美國 UL	E219015	
9	CB 證書	DE1-32628	
		DE1-32630	